


# Model 800H Industrial Hoist

8,000 lb Line Pull



## Advanced Features and Superior Benefits

**Multiple motor sizes and gear ratios available**

Optimal application flexibility and versatility

**Integral, spring-applied, hydraulically released static brake with segregated oil cavity**

Long life and easy serviceability

**Industry proven motor-mounted counterbalance valve**

Superior control, smooth operation and dynamic braking

**Two-stage planetary gearing**

Compact, efficient and low maintenance



**Infrastructure | Energy | Recovery**

**[www.dovertwg.com](http://www.dovertwg.com)**



Authorized Distributor:  
**Pacific Marine & Industrial**  
[www.pacificmarine.net](http://www.pacificmarine.net)  
[info@pacificmarine.net](mailto:info@pacificmarine.net)

TWG is a global leader in standard and engineered winch, gearbox and electronic monitoring systems.

Canada: [salesinfo@dovertwg.com](mailto:salesinfo@dovertwg.com)

Latin America: [salesinfo@dovertwg.com](mailto:salesinfo@dovertwg.com)  
Europe: [salesinfo@dovertwg.com](mailto:salesinfo@dovertwg.com)

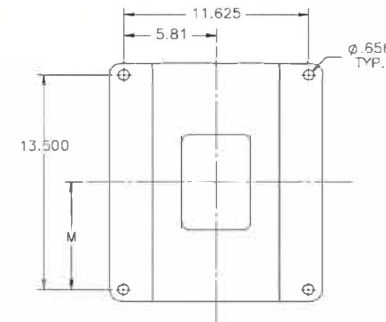
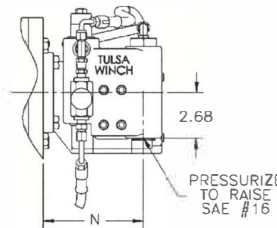
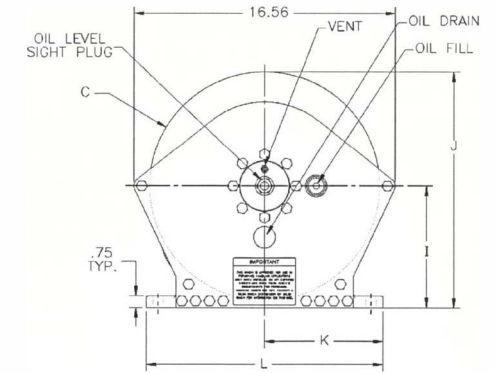
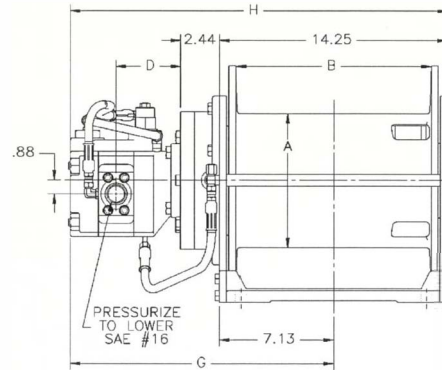
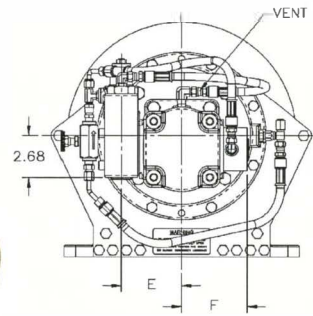

TWG Headquarters  
PO Box 1130  
Jenks OK 74037-1130 USA  
Phone: +1-918-298-8300

**DP Winch | Gear Products | Greer Company | LANTEC | Pullmaster | Tulsa Winch**



# Model 800H Industrial Hoist

Line pull of 8,000 lbs



### CAUTION:

The last 5 wraps of cable must be left on the drum to assist the cable clamp in holding the load.

P/N	Arrangement	CID	Ratio	A	B	C	D	E	F	G	H	I	J	K	L	M	N
82257001	LU	1.96	59:1	8.50	12.24	14.56	3.81	3.84	4.16	16.00	23.13	7.75	15.03	7.50	15.00	6.75	5.61
82262001	LU	2.94	59:1	8.50	12.24	14.56	4.06	3.84	4.16	16.50	23.63	7.75	15.03	7.50	15.00	6.75	5.86
82264001	LU	3.94	34:1	8.50	12.24	14.56	4.31	3.84	4.16	17.00	24.13	7.75	15.03	7.50	15.00	6.75	6.11

P/N 82257001			
Gear Ratio	Winch Performance at		Total Drum Capacity
	35 GPM	2,925 psi	
59:1	Stall Line Pull (lbs)	Winch Speed (fpm)	n .50 Cable
1	8,000	145	57
2	7,221	161	119
3	6,564	177	189
4	6,017	193	264
5	5,554	209	346
6*	5,158	225	434

P/N 82262001			
Gear Ratio	Winch Performance at		Total Drum Capacity
	50 GPM	1,900 psi	
59:1	Stall Line Pull (lbs)	Winch Speed (fpm)	n .50 Cable
1	8,000	141	57
2	7,231	157	119
3	6,574	172	189
4	6,026	188	264
5	5,562	204	346
6*	5,165	219	434

P/N 82264001			
Gear Ratio	Winch Performance at		Total Drum Capacity
	65 GPM	2,425 psi	
34:1	Stall Line Pull (lbs)	Winch Speed (fpm)	n .50 Cable
1	8,000	244	57
2	7,230	271	119
3	6,572	298	189
4	6,025	326	264
5	5,561	353	346
6*	5,164	380	434

\*This layer does not meet ANSI 30.5 for .50 inch flange freeboard.

Contact a TWG sales representative about other available configurations.

As a leader in product innovation, TWG is committed to the ongoing improvement of its equipment. TWG reserves the right to make changes to our products without notice.

Tulsa Winch is part of TWG, a global leader in standard and engineered winch, gearbox and electronic monitoring systems.

PO Box 1130  
Jenks OK 74037-1130 USA  
Phone: 918-298-8300  
[www.dovertwg.com](http://www.dovertwg.com)



Authorized Distributor:  
**Pacific Marine & Industrial**  
[www.pacificmarine.net](http://www.pacificmarine.net)  
[info@pacificmarine.net](mailto:info@pacificmarine.net)

