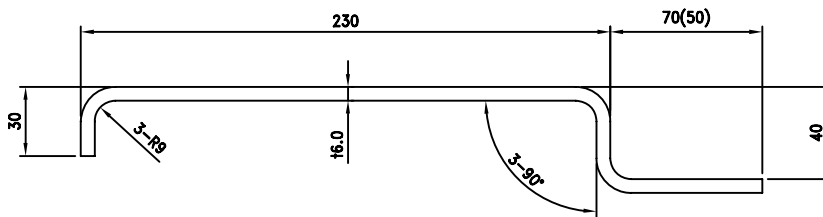


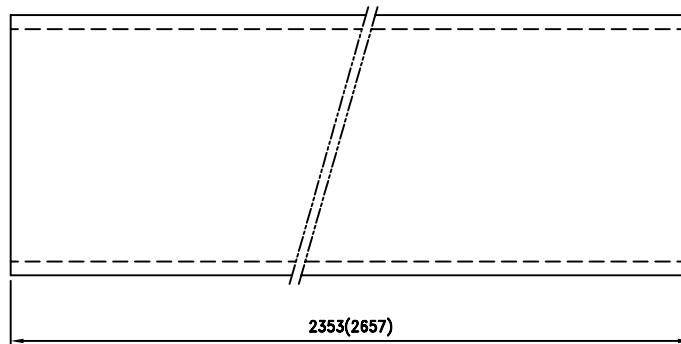
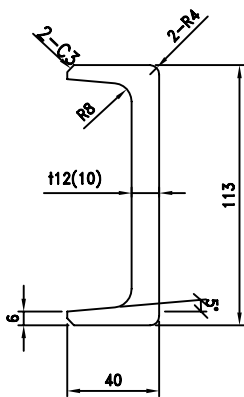
Rear Corner Post Outer (CORTEN)

SPEC	PART NO.
6.0X50X40X230X2400	CIMC-D06-01A
6.0X50X40X230X2700	CIMC-D06-01B
6.0X70X40X230X2400	CIMC-D06-02A
6.0X70X40X230X2700	CIMC-D06-02B



Rear Corner Post Inner (SM50YA)

SPEC	PART NO.
10X113X40X2353	CIMC-D06-03A
12X113X40X2353	CIMC-D06-03B
12X113X40X2657	CIMC-D06-03C



TITLE	Rear Corner Post	MODEL	
SPEC		MATERIAL	
PART NO.	CIMC-D06-01/02/03	PAGE NO.	21

